

BART Police Internal Affairs

2021

This report contains statistical data compiled by the BART Police Office of Internal Affairs, addressing the number and nature of misconduct allegations resulting from Citizen Complaints and Administrative Investigations. Additionally, the report enumerates use of force statistics.

Annual Report

Internal Affairs Overview

The BART Police Office of Internal Affairs received 90 complaints from citizens with regards to police conduct during 2021.

- Of the 90 complaints, 78 were reported and investigated as Formal Citizen Complaints.
- An additional 12 complaints were reported as Informal Citizen Complaints and were addressed through Supervisory Referrals.

There were 11 Administrative Investigations initiated by the Office of Internal Affairs.

Total Incidents:

Incident Type	Count	Percent of Total
Formal Citizen Complaints	78	77.23%
Informal Citizen Complaints	12	11.88%
Administrative Investigations	11	10.89%
TOTAL	101	

The 78 Formal Citizen Complaints contained allegations against 97 officers. Of these officers, 27 were named in more than one complaint.

Complaints received by individual officers:

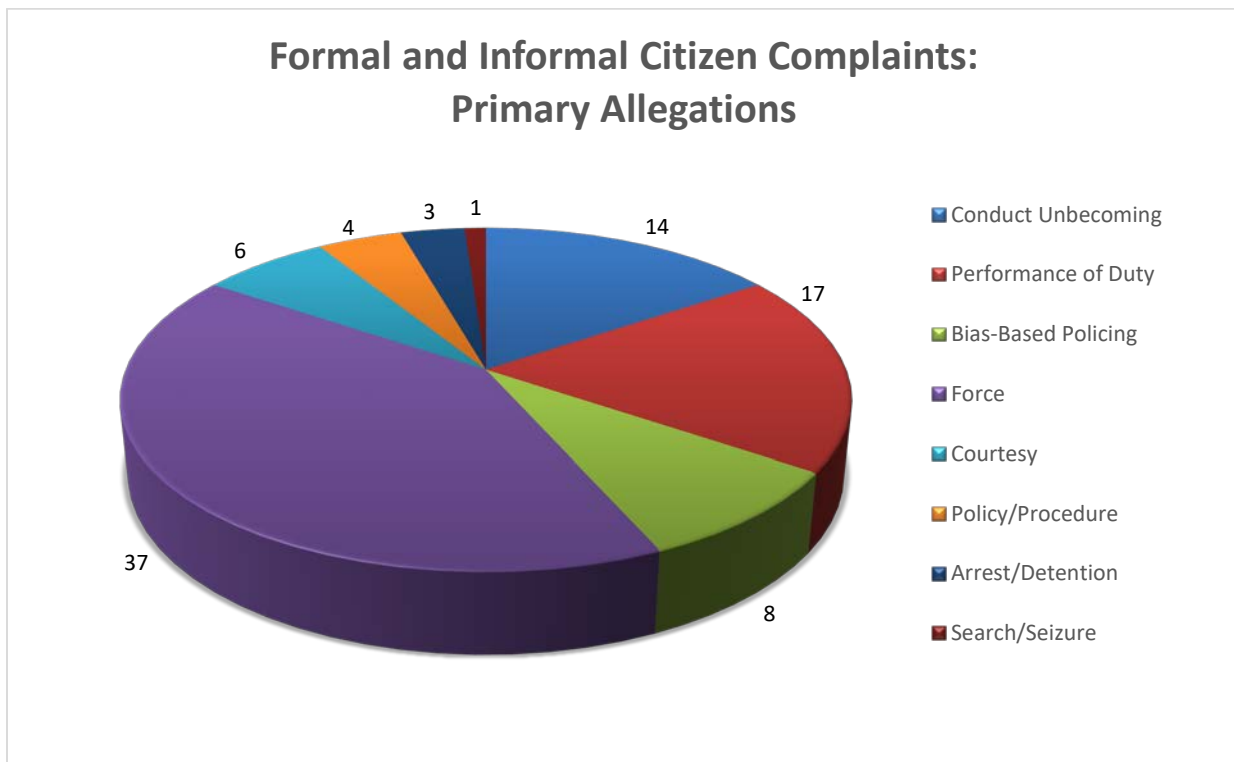
Complaints per Officer	Number of Officers
4 Complaint	1
3 Complaints	11
2 Complaints	15
1 Complaint	70

Allegations Made by Citizens:

Each incident is categorized by a primary allegation which is considered to be the most serious and/or significant allegation made against the officer. Sustained allegations are considered to be the primary allegation over non-sustained allegations.

The following data quantifies the primary allegations from citizens in 2021:

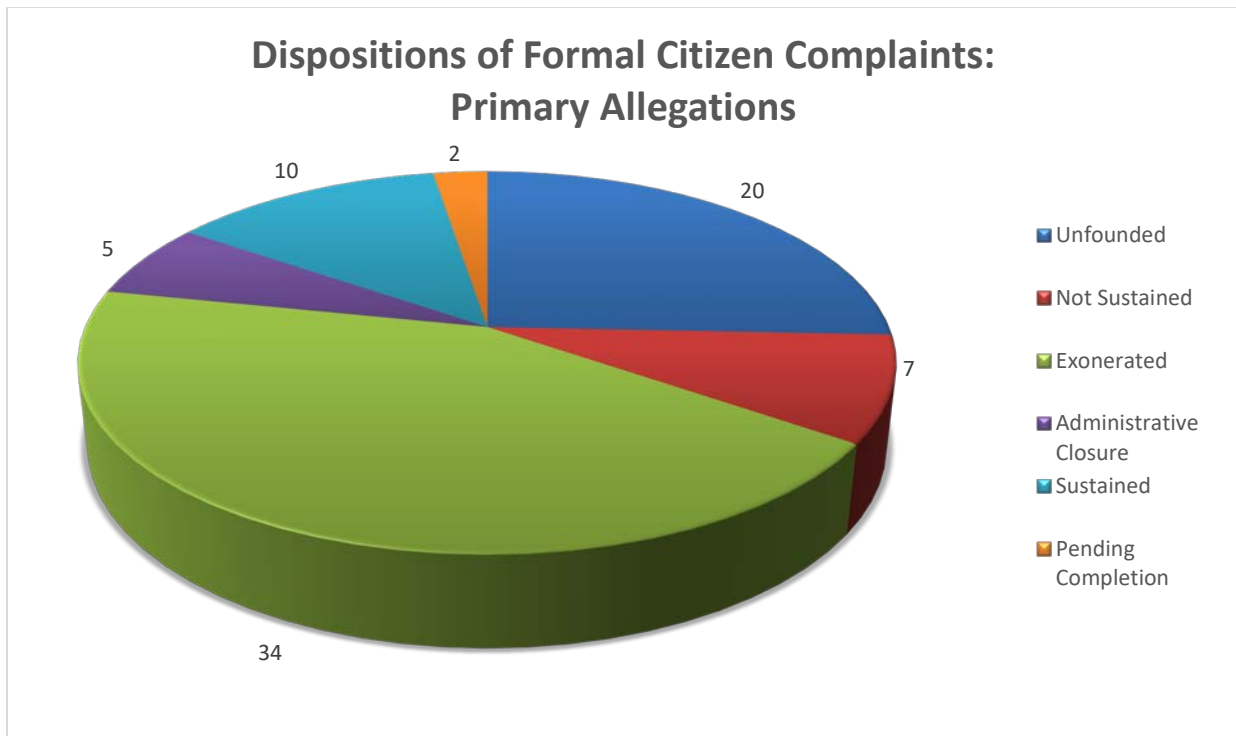
Allegation Classification *Listed in Descending Order by Count	Number of Incidents
Force	37
Performance of Duty	17
Conduct Unbecoming	14
Bias-Based Policing	8
Courtesy	6
Policy/Procedure	4
Arrest/Detention	3
Search/Seizure	1
Total Incidents	90



Dispositions of Formal Complaint Primary Allegations:

Dispositions are captured as the most significant “allegation” based on the hierarchy chart.

Allegation Classification	Sustained	Not Sustained	Exonerated	Unfounded	Administrative Closure	Pending Completion	Total
Arrest/Detention			3				3
Bias-Based Policing			1	7			8
Conduct Unbecoming	2	4	1	3		1	11
Force	1	3	26	6		1	37
Performance of Duty	2		3	4	5		14
Policy/Procedure	4						4
Search/Seizure	1						1
Total	10	7	34	20	5	2	78



BART Police Office of Internal Affairs, 2021 Annual Report

Dispositions of Inclusive Allegations from Citizen Complaints:

*Some incidents may contain more than one allegation for each officer.

Allegation Classifications	Finding	Count
Arrest/Detention	Exonerated	28
	Unfounded	2
	Not Sustained	1
	Total	31
Bias-Based Policing	Unfounded	37
	Not Sustained	1
	Exonerated	4
	Pending Completion	1
	Total	43
Conduct Unbecoming	Exonerated	5
	Unfounded	24
	Not Sustained	5
	Sustained	2
	Supervisor Referral	4
	Pending Completion	2
	Total	42
Courtesy	Supervisor Referral	7
	Total	7
Force	Exonerated	65
	Unfounded	8
	Not Sustained	4
	Pending Completion	3
	Total	80
Performance of Duty	Exonerated	6
	Unfounded	7
	Sustained	6
	Not Sustained	1
	Supervisor Referral	3
	Administratively Closed	1
	Total	24
Policy/Procedure	Exonerated	2
	Sustained	11
	Not Sustained	1
	Unfounded	1
	Total	15

Dispositions of Inclusive Allegations from Citizen Complaints:

*Some incidents may contain more than one allegation for each officer.

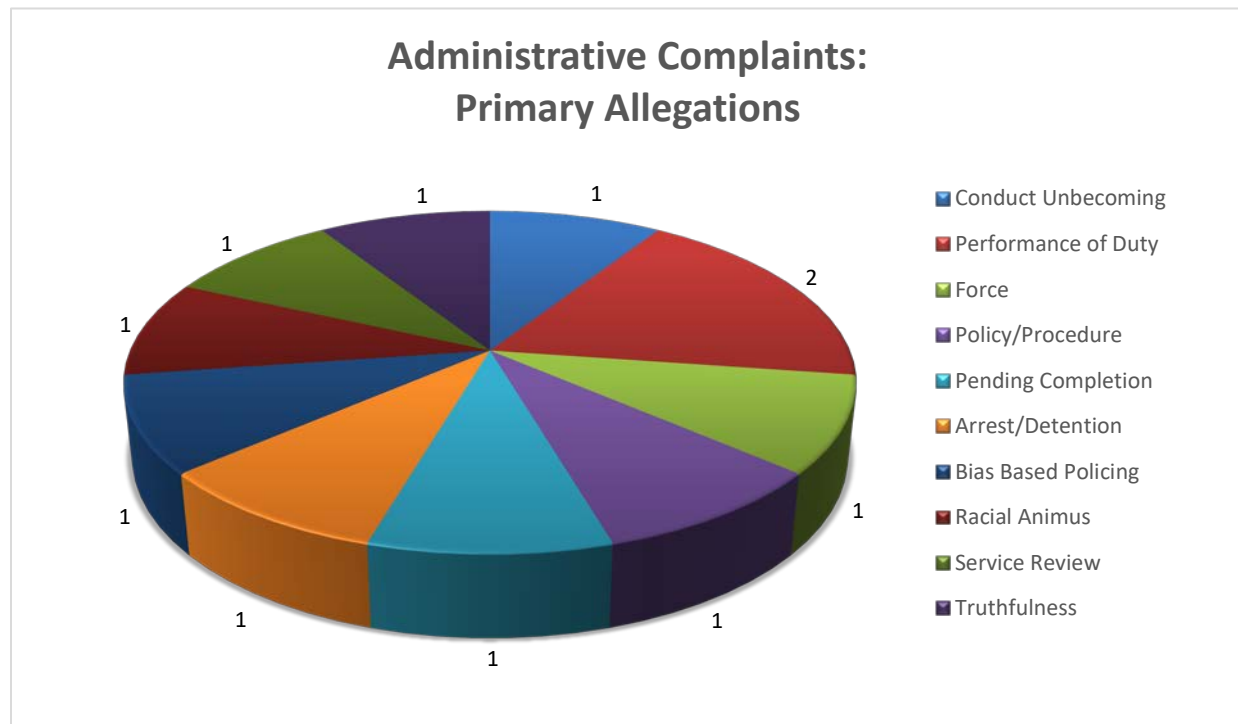
Allegation Classifications	Finding	Count
Supervision	Exonerated	1
	Total	1
Racial Animus	Not Sustained	1
	Exonerated	1
	Total	2
Search or Seizure	Unfounded	1
	Sustained	1
	Total	2

Administrative Investigations:

Each incident is categorized by a primary allegation which is considered to be the most serious and/or significant allegation made against the officer. Sustained allegations are considered to be the primary allegation over non-sustained allegations.

* Service Review: When a citizen/employee raises a concern pertaining to the global practice throughout the Department such as Department policy, procedure and/or tactics.

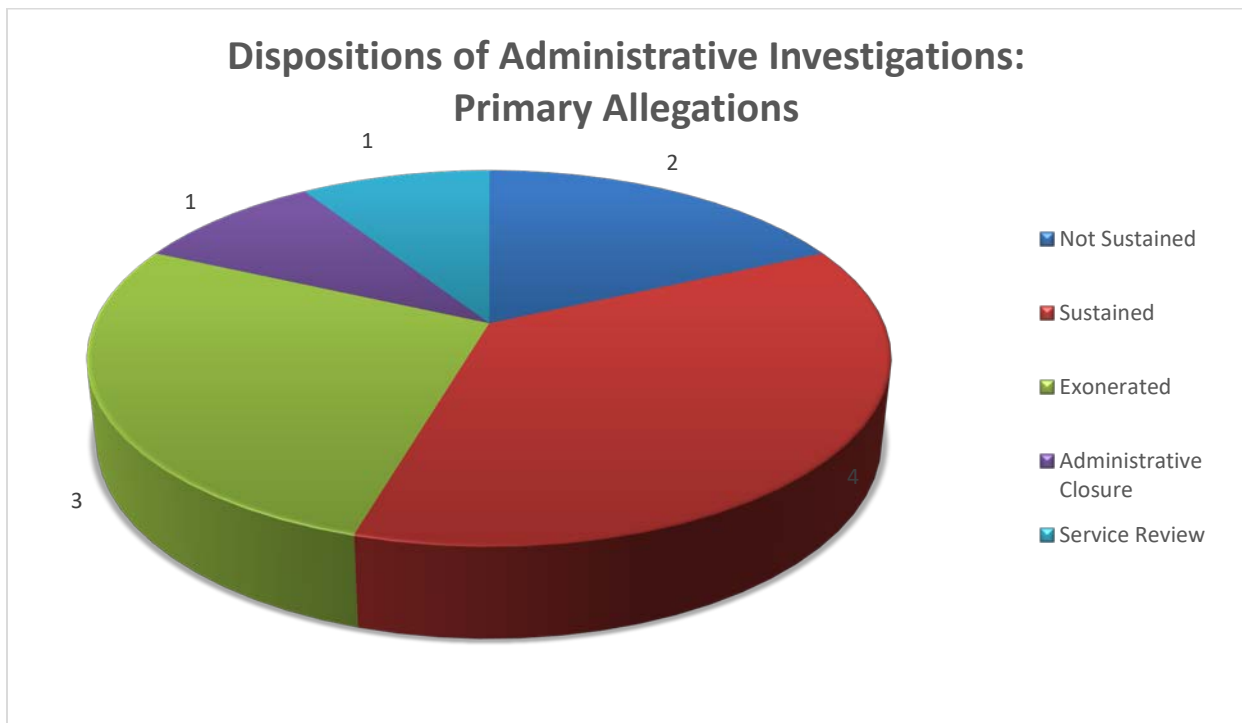
Allegation Classification *Listed in Descending Order by Count	Number of Incidents
Conduct Unbecoming	1
Performance of Duty	2
Policy/Procedure	1
Force	1
Arrest/Detention	1
Bias Based Policing	1
Racial Animus	1
Truthfulness	1
Service Review	1
Pending Completion	1
Total Incidents	11



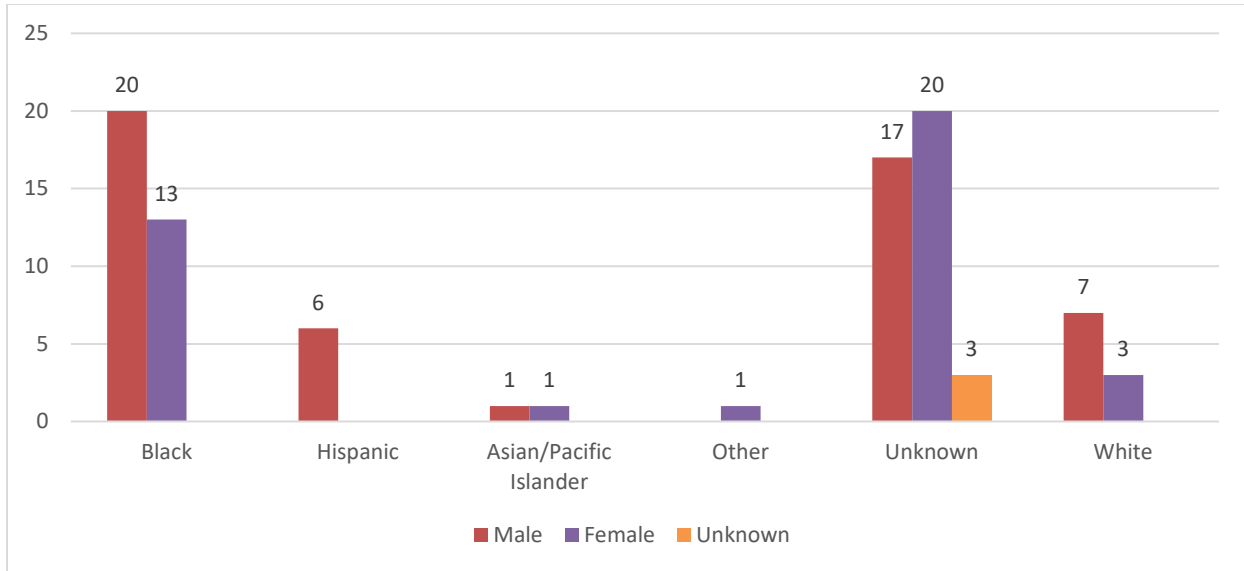
Dispositions of Administrative Allegations:

Dispositions are captured as the most significant “allegation” based on the hierarchy chart.

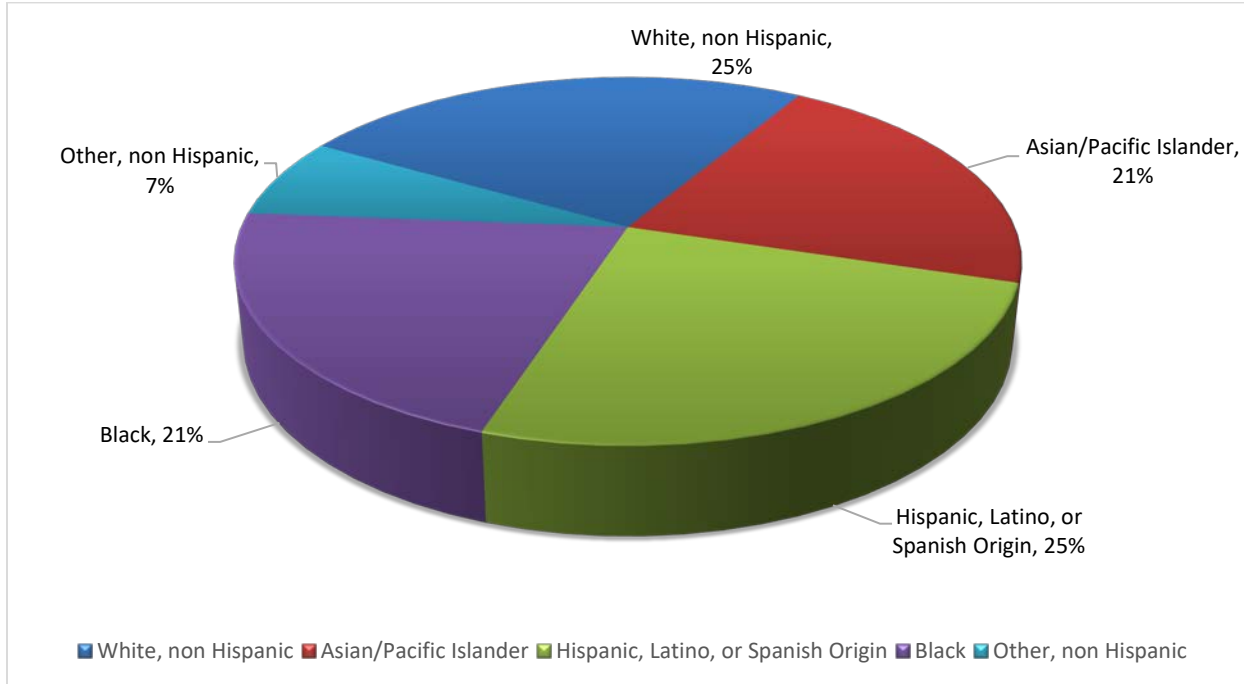
Allegation Classification	Exonerated	Not Sustained	Sustained	Administrative Closure	Service Review	Total
Arrest or Detention	1					1
Bias Based Policing		1				1
Conduct Unbecoming an Officer		1				1
Force	1					1
Performance of Duty			2			2
Policy/Procedure	1					1
Racial Animus			1			1
Service Review					1	1
Truthfulness			1			1
Unknown Allegation				1		1
Total	3	2	4	1	1	11



Citizen Demographics for Formal and Informal Complaints:

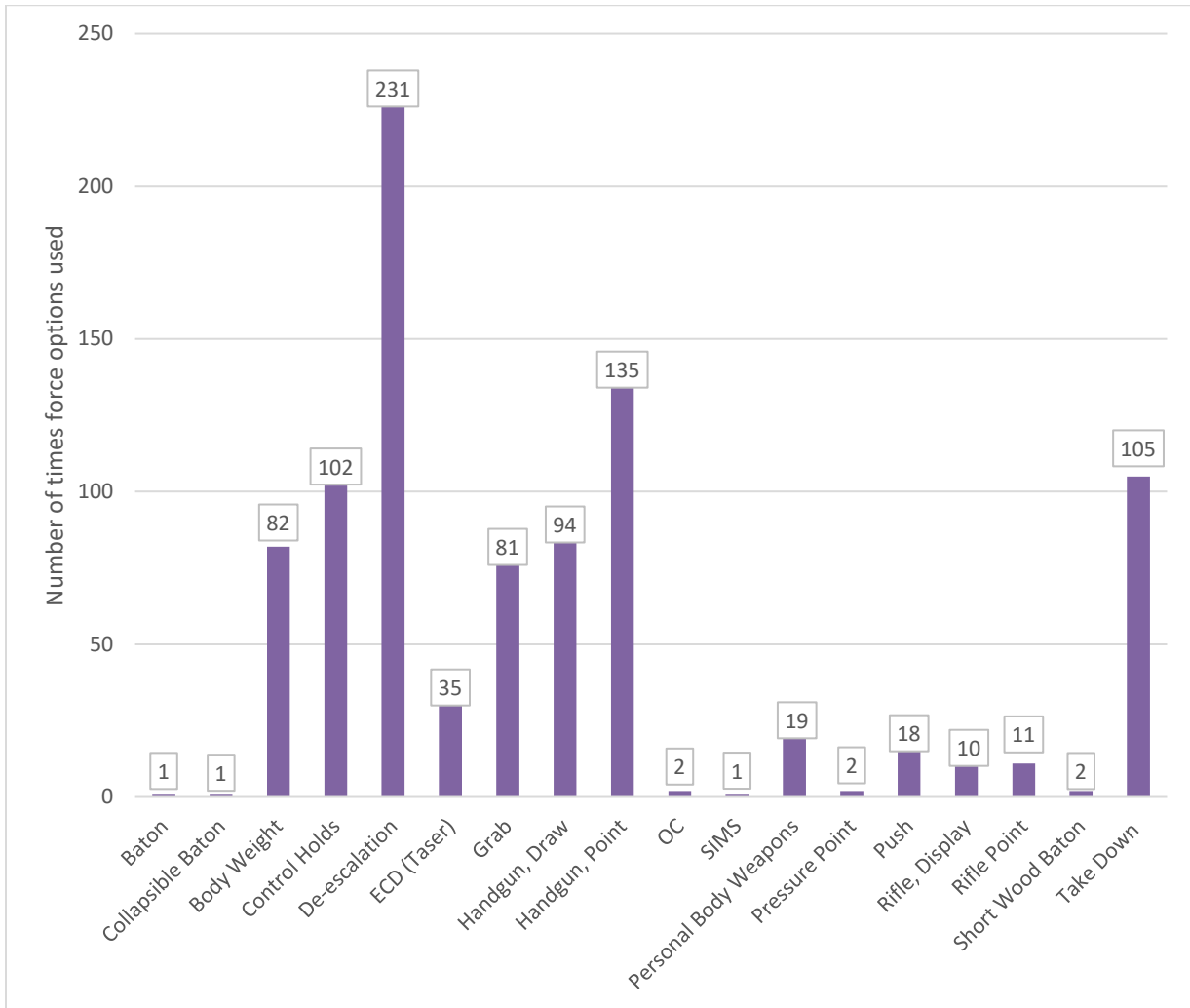


Demographics of BART Ridership:



*Data taken from 2020 BART Customer Satisfaction Study, (survey is updated every two years).

Use of Force



There was a total of 245 reportable use of force incidents (as defined in Policy 300) in 2021 and 72,061 total calls for service/incidents, meaning that officers used force in fewer than 0.340% of all calls for service/incidents during the year. The sum of the graph totals more than 245 incidents because some incidents may involve more than one type of force.