

# BART POLICE DEPARTMENT



## February 2021

### MONTHLY REPORT



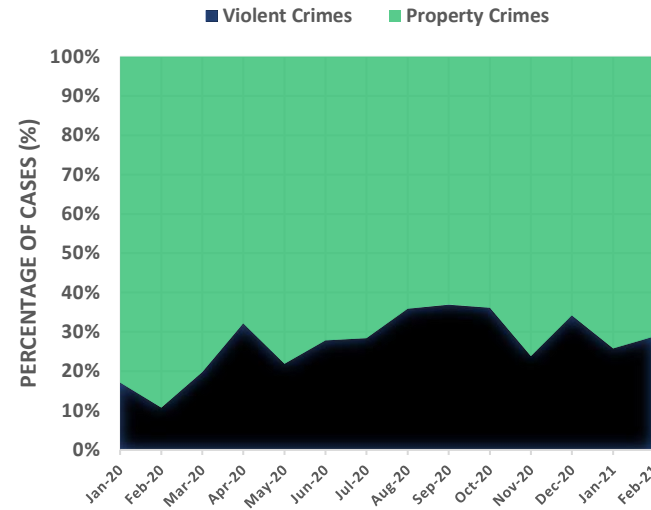
# Bay Area Rapid Transit Police Department

101 8th St, Oakland, CA, 94607 (510) 464-7000 [www.bart.gov/police](http://www.bart.gov/police)

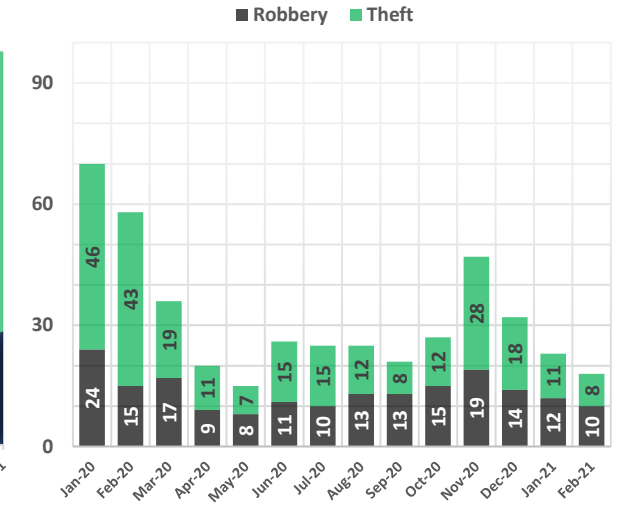
February 2021 Performance Measurement Review - **Systemwide**

PART 1 UCR Crime	2015	2016	2017	2018	2019	2020	YTD 2020	YTD 2021	PCT %
Homicide	1	1	0	3	2	0	0	0	-%
Rape	3	4	8	3	7	5	1	0	-100%
Robbery	161	232	290	345	378	252	56	33	-41%
Aggravated Assault	73	93	125	130	112	95	17	3	-82%
<b>Violent Crime Subtotal</b>	<b>238</b>	<b>330</b>	<b>423</b>	<b>481</b>	<b>499</b>	<b>352</b>	<b>74</b>	<b>36</b>	<b>-51%</b>
Burglary (Structural)	4	12	15	18	16	12	3	0	-100%
Larceny & Auto Burglary	2,325	2,217	2,593	2,565	3,177	1,038	429	92	-79%
Auto Theft	480	480	420	348	247	100	30	4	-87%
Arson	0	1	4	4	4	4	1	0	-100%
<b>Property Crime Subtotal</b>	<b>2,809</b>	<b>2,710</b>	<b>3,032</b>	<b>2,935</b>	<b>3,444</b>	<b>1,154</b>	<b>463</b>	<b>96</b>	<b>-79%</b>
<b>TOTAL</b>	<b>3,047</b>	<b>3,040</b>	<b>3,455</b>	<b>3,416</b>	<b>3,943</b>	<b>1,506</b>	<b>537</b>	<b>132</b>	<b>-75%</b>

## PART 1 CRIME OVERALL

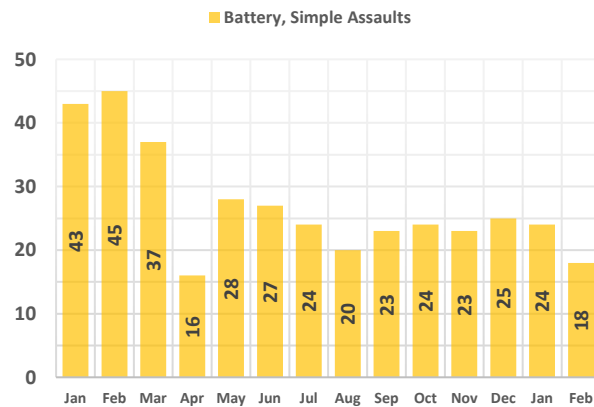


## ELECTRONIC THEFT

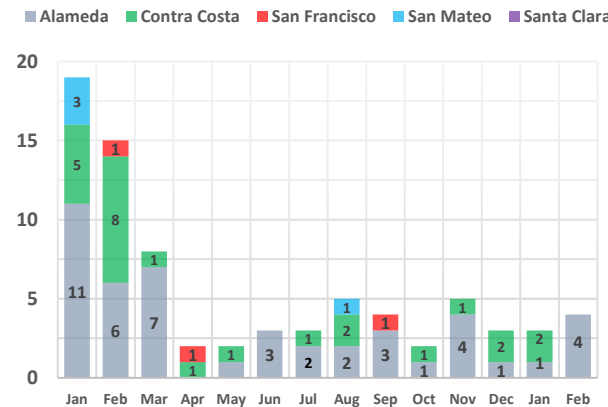


**Part 1 Crimes: Top Five Stations**  
 February 2021 M40/CCS A30/COS M90/DCS M30/PPS A10/LMS  
 Full Year 2020 A30/COS A20/FVS M60/TFS M50/SSS A60/HAS

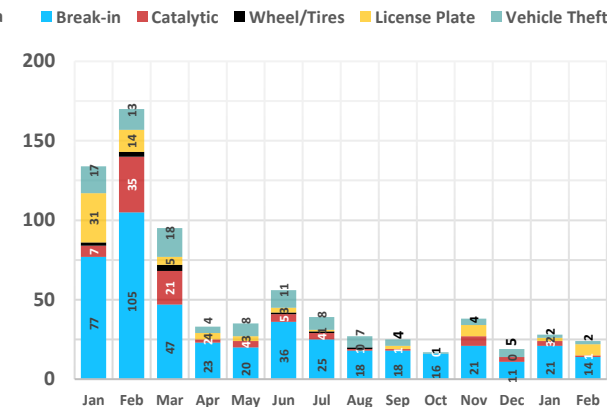
## BATTERY & ASSAULT ON BART



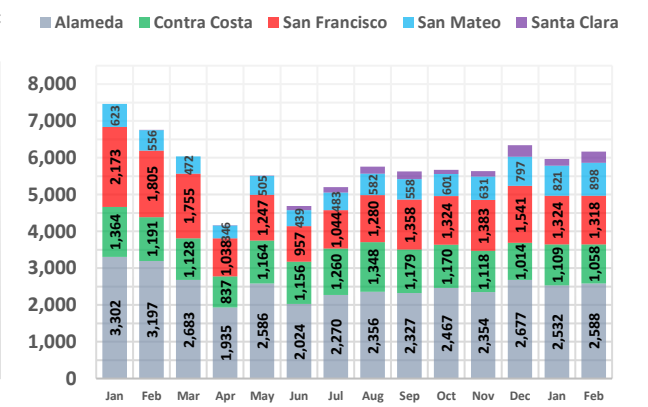
## BICYCLE THEFT



## VEHICLE CRIME



## CALLS TO DISPATCH



**Preface:** The data is retrieved from the BART Police Database and remains unaudited until corrections. Numbers may differ from the reported data in the Uniform Crime Reporting (UCR) program.

Late reporting, the reclassification or unbounding of crimes, can affect crime statistics. Overtime costs are projected numbers. Information in the on the Performance Measurements are subject to change.

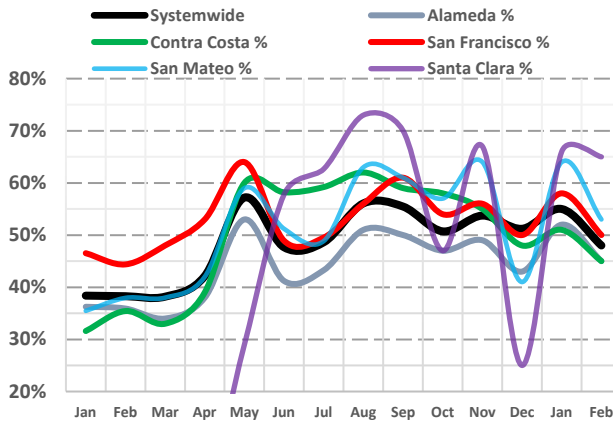


# Bay Area Rapid Transit Police Department

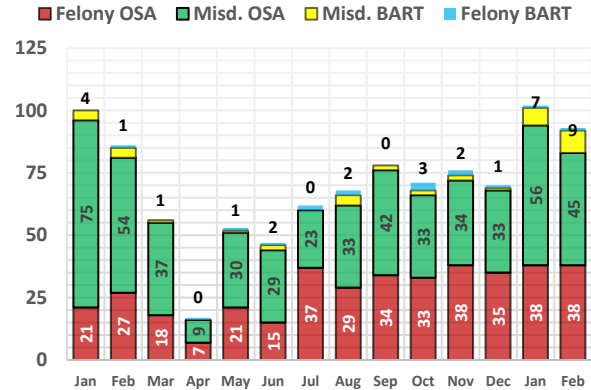
101 8th St, Oakland, CA, 94607 (510) 464-7000 [www.bart.gov/police](http://www.bart.gov/police)

February 2021 Performance Measurement Review - Systemwide

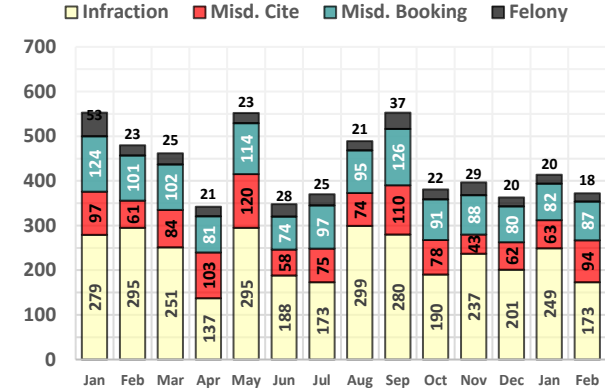
## OFFICER-INITIATED INCIDENTS



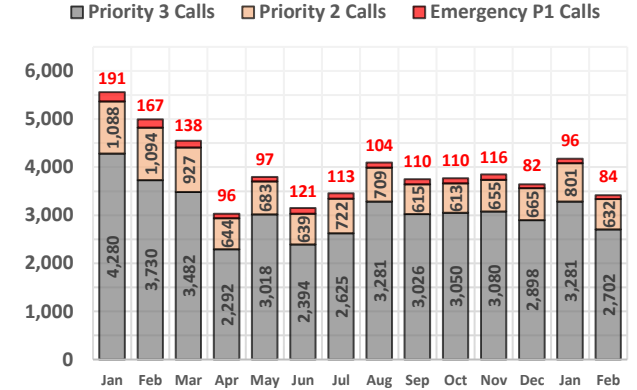
## WARRANT ARRESTS



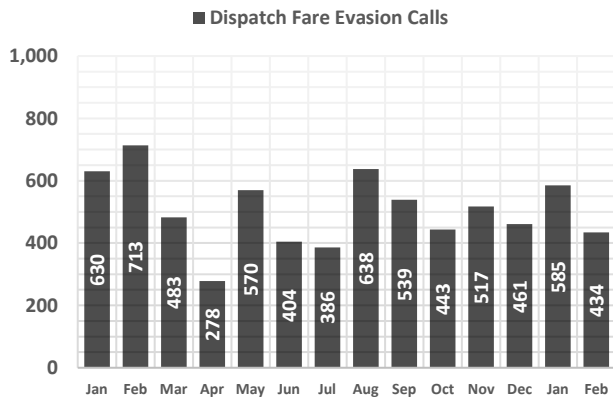
## ALL BOOKINGS & ARRESTS



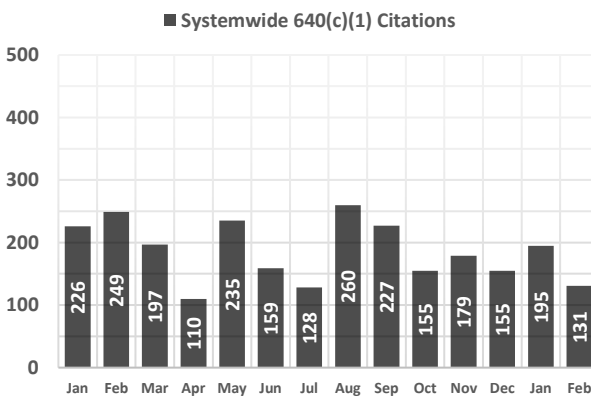
## PRIORITY TYPE 1 - 3 CALLS



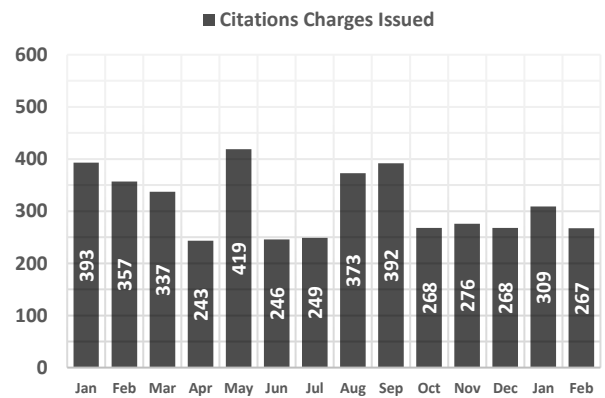
## FARE EVASION CAD CALLS



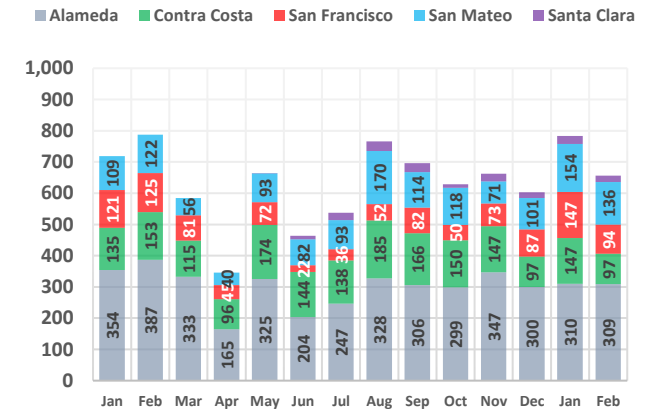
## FARE EVASION CITATIONS



## ALL CITATIONS



## FIELD INTERVIEWS



**Preface:** The data is retrieved from the BART Police Database and remains unaudited until corrections. Numbers may differ from the reported data in the Uniform Crime Reporting (UCR) program.

Late reporting, the reclassification or unbounding of crimes, can affect crime statistics. Overtime costs are projected numbers. Information in the on the Performance Measurements are subject to change.

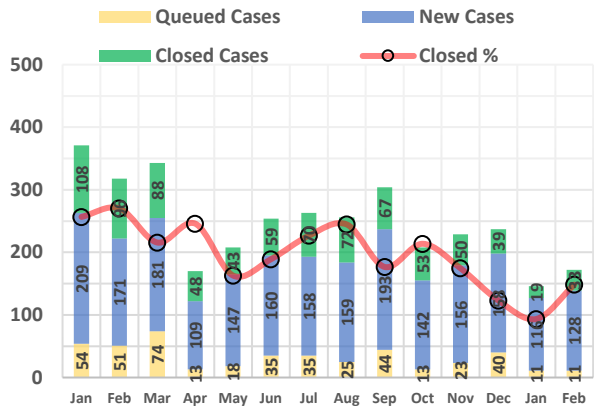


# Bay Area Rapid Transit Police Department

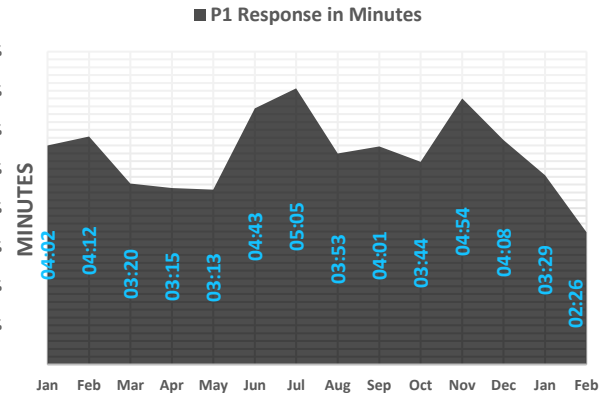
101 8th St, Oakland, CA, 94607 (510) 464-7000 [www.bart.gov/police](http://www.bart.gov/police)

February 2021 Performance Measurement Review - Systemwide

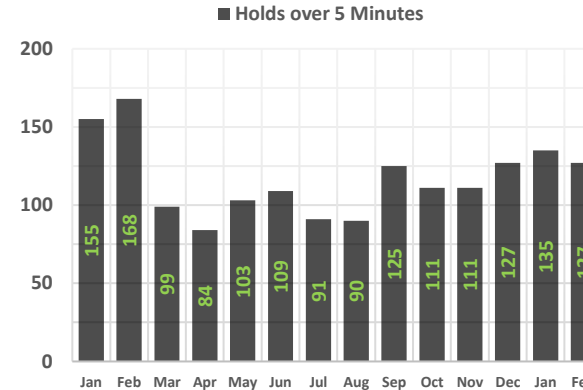
## INVESTIGATIONS CASELOAD %



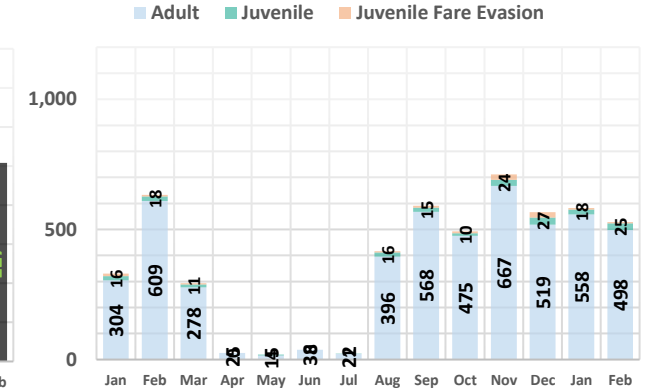
## SYSTEM RESPONSE TIME (P1) AVG



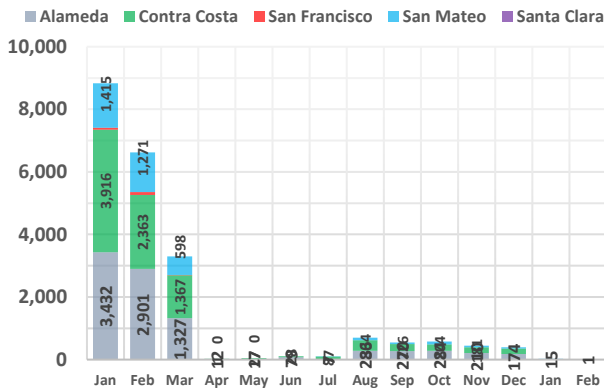
## POLICE TRAIN HOLDS



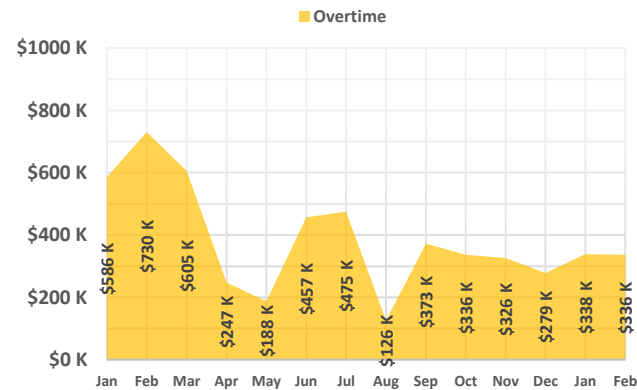
## PROOF OF PAYMENT CITATIONS



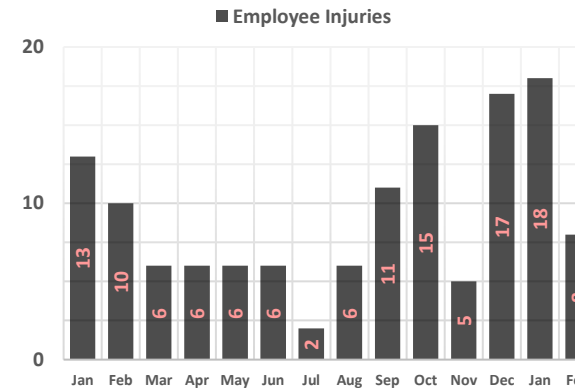
## PARKING CITATIONS



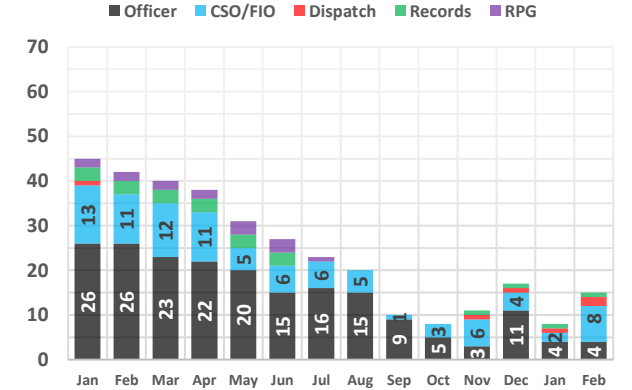
## OVERTIME UTILIZATION (IN THOUSANDS)



## EMPLOYEE INJURIES



## VACANCIES



**Preface:** The data is retrieved from the BART Police Database and remains unaudited until corrections. Numbers may differ from the reported data in the Uniform Crime Reporting (UCR) program.

Late reporting, the reclassification or unfounding of crimes, can affect crime statistics. Overtime costs are projected numbers. Information in the on the Performance Measurements are subject to change.

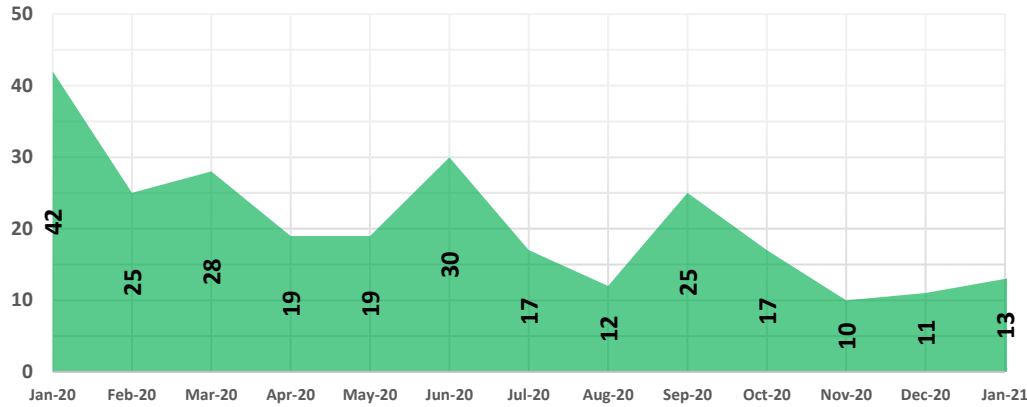


# Bay Area Rapid Transit Police Department

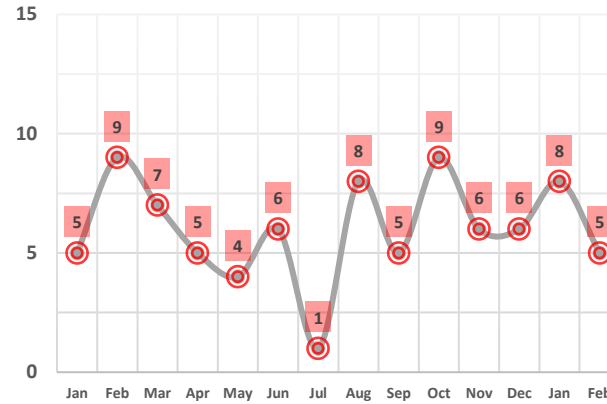
101 8th St, Oakland, CA, 94607 (510) 464-7000 [www.bart.gov/police](http://www.bart.gov/police)

February 2021 Performance Measurement Review - Systemwide

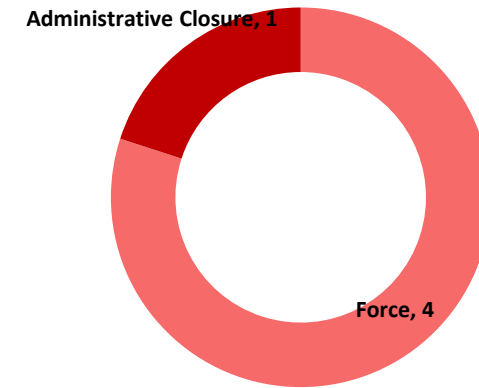
AB716 - PROHIBITION ORDERS



INTERNAL AFFAIRS COMPLAINTS

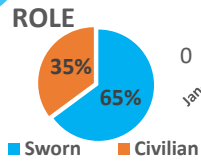
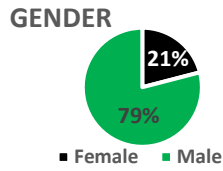
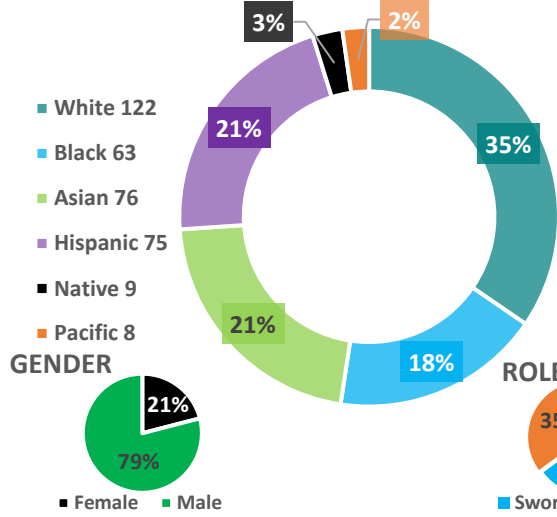


IA COMPLAINTS RECEIVED<sup>1</sup>

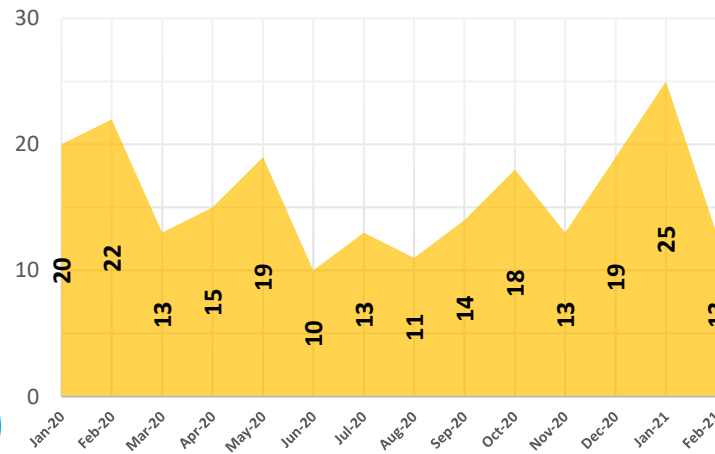


1: Each incident could contain more than one allegation. This chart reflects the most significant allegation per

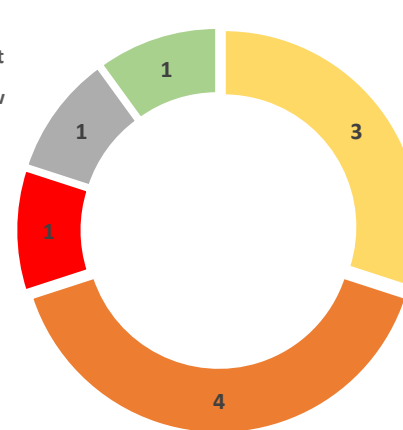
DEPARTMENT ETHNIC DIVERSITY



USE OF FORCE INCIDENTS

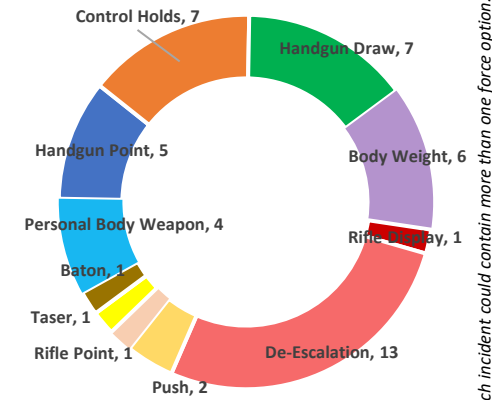


INCIDENT FORCE OPTIONS USED<sup>2</sup>



2: Some incidents involved the use of multiple force options. If two officers involved in the same incident used the same force option, this data would reflect both officers. As an example, if two officers used control holds in the same incident, this data would reflect two separate control holds.

TYPES OF FORCE USED<sup>3</sup>



3: Each incident could contain more than one force option. This chart reflects most significant force options used per incident.



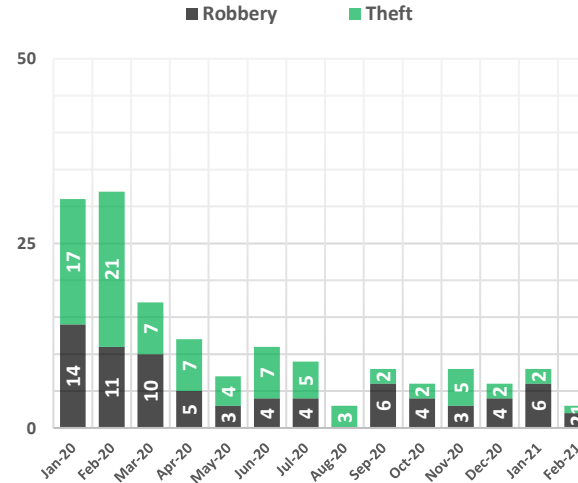
# Bay Area Rapid Transit Police Department

101 8th St, Oakland, CA, 94607 (510) 464-7000 [www.bart.gov/police](http://www.bart.gov/police)

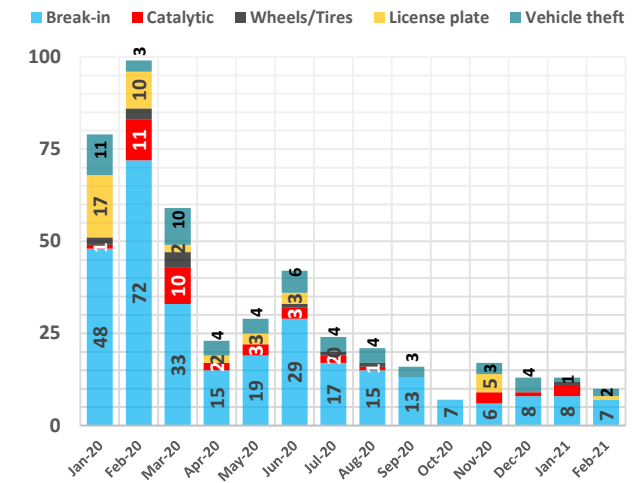
February 2021 Performance Measurement Review - Alameda County

PART 1 UCR Crime	2017	2018	2019	2020	YTD 2020	YTD 2021	PCT %
Homicide	0	2	1	0	0	0	-%
Rape	6	3	2	3	1	0	-100%
Robbery	191	211	229	122	37	14	-62%
Aggravated Assault	73	87	52	54	9	1	-89%
<b>Violent Crime Subtotal</b>	<b>270</b>	<b>303</b>	<b>284</b>	<b>179</b>	<b>47</b>	<b>15</b>	<b>-68%</b>
Burglary (Structural)	8	11	13	9	2	0	-100%
Larceny & Auto Burglary	1,471	1,262	1,634	577	248	34	-86%
Auto Theft	266	201	149	56	14	3	-79%
Arson	2	3	5	2	0	0	-%
<b>Property Crime Subtotal</b>	<b>1,747</b>	<b>1,477</b>	<b>1,801</b>	<b>644</b>	<b>264</b>	<b>37</b>	<b>-86%</b>
<b>TOTAL</b>	<b>2,017</b>	<b>1,780</b>	<b>2,085</b>	<b>823</b>	<b>311</b>	<b>52</b>	<b>-83%</b>

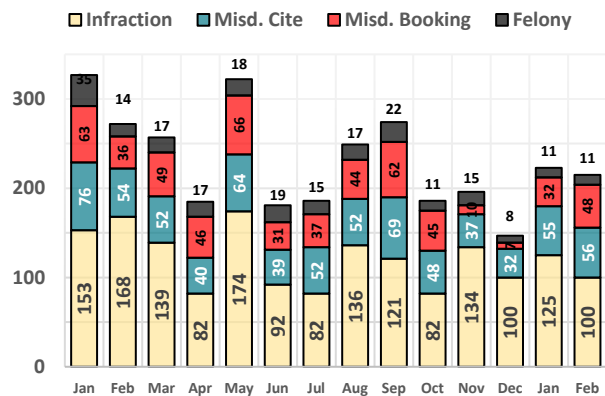
## ALAMEDA ELECTRONIC THEFT



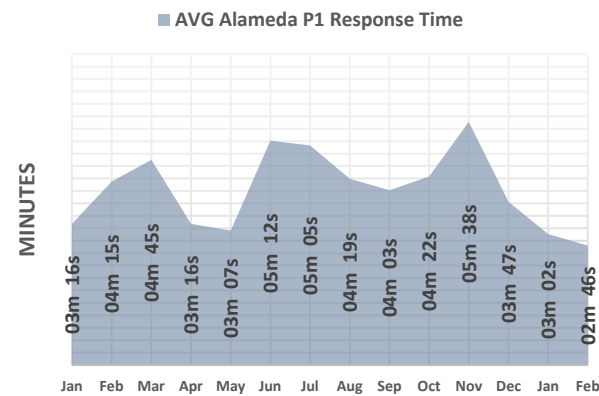
## ALAMEDA VEHICLE CRIME



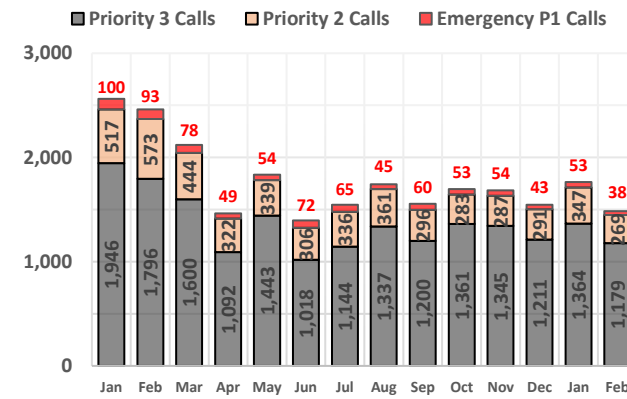
## ALAMEDA ARRESTS & CITATIONS



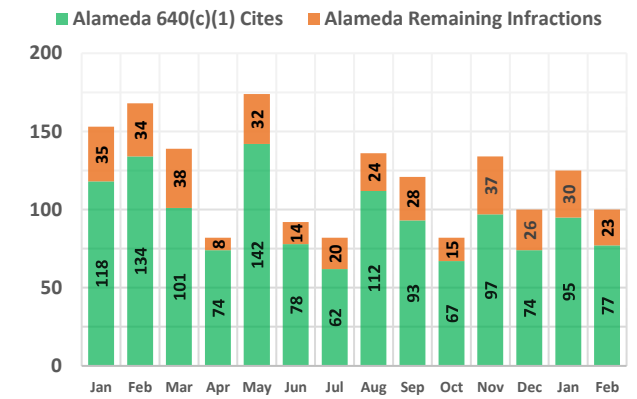
## RESPONSE TIME (P1) AVG



## ALAMEDA PRIORITY 1 - 3 CALLS



## ALAMEDA FARE EVASION



**Preface:** The data is retrieved from the BART Police Database and remains unaudited until corrections. Numbers may differ from the reported data in the Uniform Crime Reporting (UCR) program.

Late reporting, the reclassification or unbounding of crimes, can affect crime statistics. Overtime costs are projected numbers. Information in the on the Performance Measurements are subject to change.



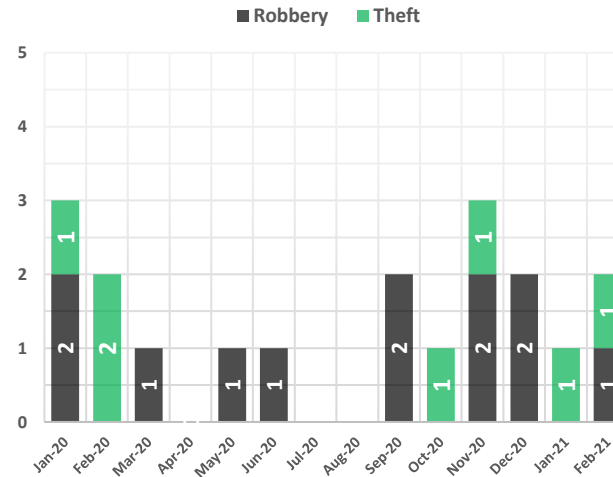
# Bay Area Rapid Transit Police Department

101 8th St, Oakland, CA, 94607 (510) 464-7000 [www.bart.gov/police](http://www.bart.gov/police)

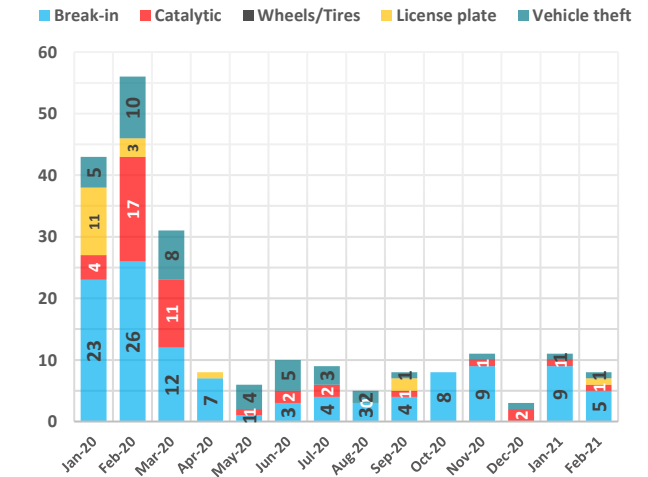
February 2021 Performance Measurement Review - Contra Costa County

PART 1 UCR Crime	2017	2018	2019	2020	YTD 2020	YTD 2021	PCT %
Homicide	0	1	0	0	0	0	-%
Rape	1	0	4	0	0	0	-%
Robbery	35	29	34	23	5	3	-40%
Aggravated Assault	23	20	23	17	1	2	+100%
<b>Violent Crime Subtotal</b>	<b>59</b>	<b>50</b>	<b>61</b>	<b>40</b>	<b>6</b>	<b>5</b>	<b>-17%</b>
Burglary (Structural)	2	1	2	1	0	0	-%
Larceny & Auto Burglary	675	669	592	202	95	23	-76%
Auto Theft	134	124	81	40	15	2	-87%
Arson	3	1	0	0	0	0	-%
<b>Property Crime Subtotal</b>	<b>814</b>	<b>795</b>	<b>675</b>	<b>243</b>	<b>110</b>	<b>25</b>	<b>-77%</b>
<b>TOTAL</b>	<b>873</b>	<b>845</b>	<b>736</b>	<b>283</b>	<b>116</b>	<b>30</b>	<b>-74%</b>

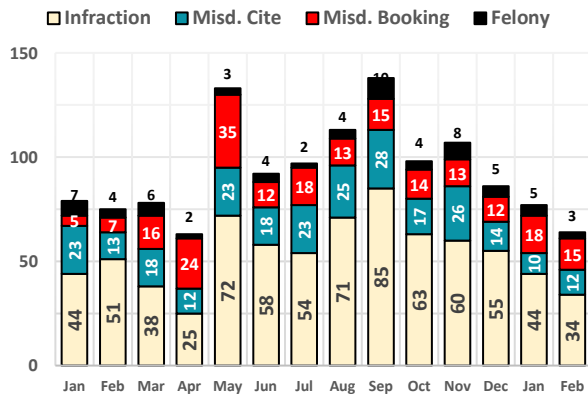
## CONTRA COSTA ELECTRONIC THEFT



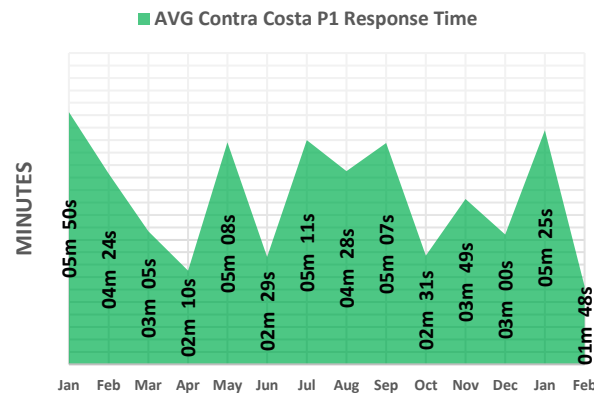
## CONTRA COSTA VEHICLE CRIME



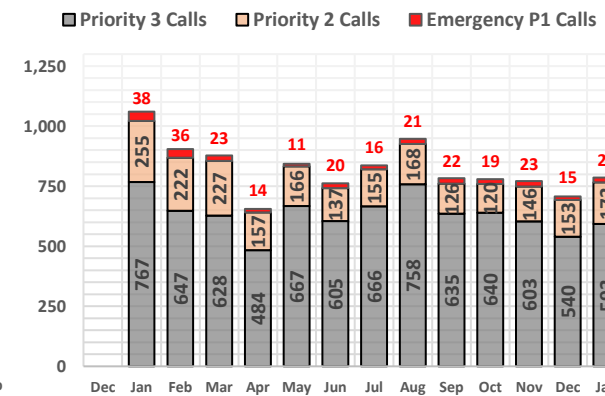
## COCO ARRESTS & CITATIONS



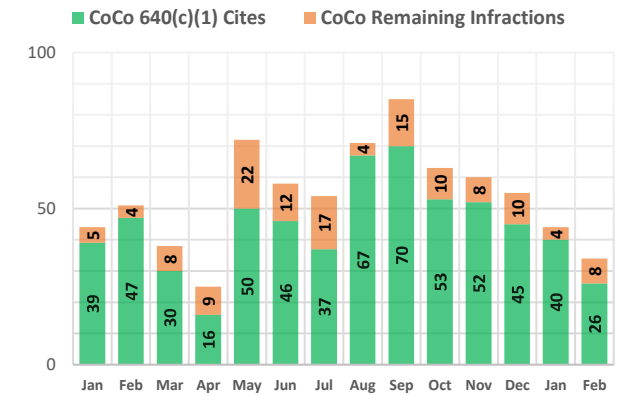
## RESPONSE TIME (P1) AVG



## COCO PRIORITY 1 - 3 CALLS



## COCO FARE EVASION



**Preface:** The data is retrieved from the BART Police Database and remains unaudited until corrections. Numbers may differ from the reported data in the Uniform Crime Reporting (UCR) program.

Late reporting, the reclassification or unfounding of crimes, can affect crime statistics. Overtime costs are projected numbers. Information in the on the Performance Measurements are subject to change.



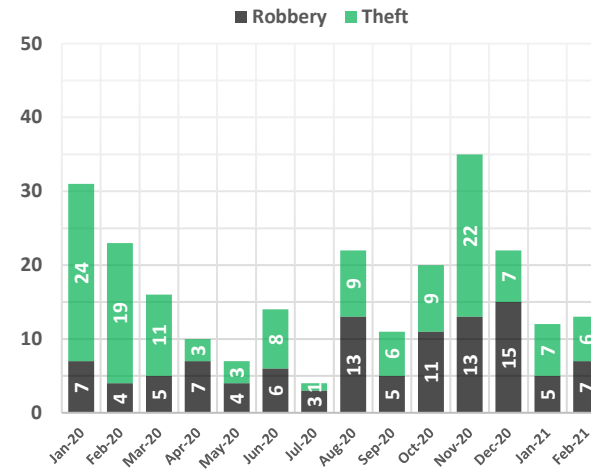
# Bay Area Rapid Transit Police Department

101 8th St, Oakland, CA, 94607 (510) 464-7000 [www.bart.gov/police](http://www.bart.gov/police)

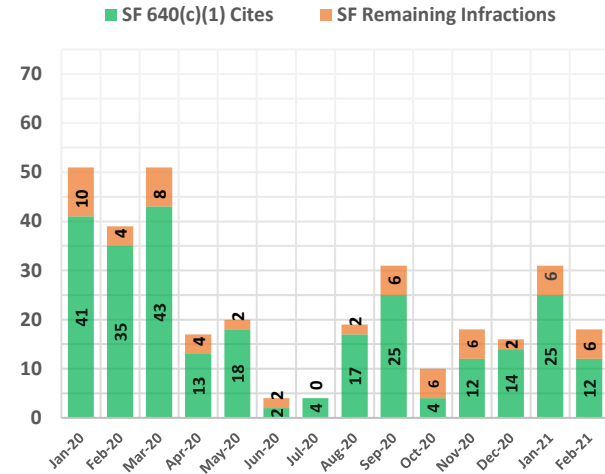
February 2021 Performance Measurement Review - San Francisco County

PART 1 UCR Crime	2017	2018	2019	2020	YTD 2020	YTD 2021	PCT %
Homicide	0	0	0	0	0	0	-%
Rape	0	0	0	4	0	0	-%
Robbery	49	97	104	101	13	14	+8%
Aggravated Assault	23	18	28	19	5	0	-100%
<b>Violent Crime Subtotal</b>	<b>72</b>	<b>115</b>	<b>132</b>	<b>124</b>	<b>18</b>	<b>14</b>	<b>-22%</b>
Burglary (Structural)	5	6	4	1	1	0	-100%
Larceny & Auto Burglary	244	473	619	200	72	20	-72%
Auto Theft	2	1	1	0	0	0	-%
Arson	0	0	0	1	0	0	-%
<b>Property Crime Subtotal</b>	<b>251</b>	<b>480</b>	<b>624</b>	<b>202</b>	<b>73</b>	<b>20</b>	<b>-73%</b>
<b>TOTAL</b>	<b>323</b>	<b>595</b>	<b>756</b>	<b>326</b>	<b>91</b>	<b>34</b>	<b>-63%</b>

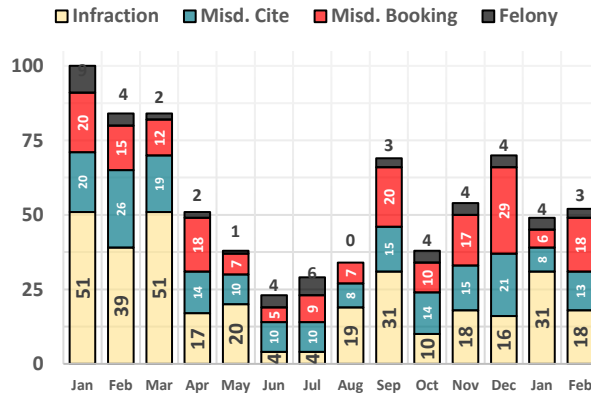
## SAN FRANCISCO ELECTRONIC THEFT



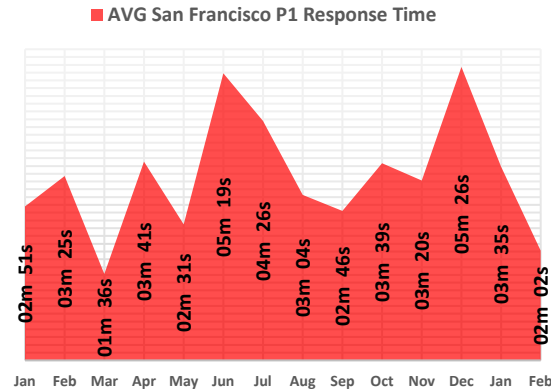
## SAN FRANCISCO FARE EVASION



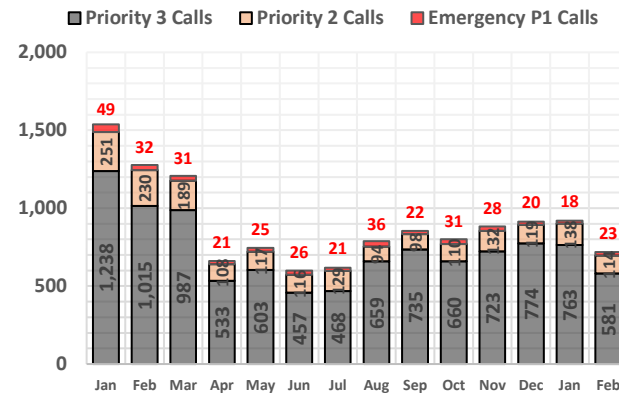
## SF ARRESTS & CITATIONS



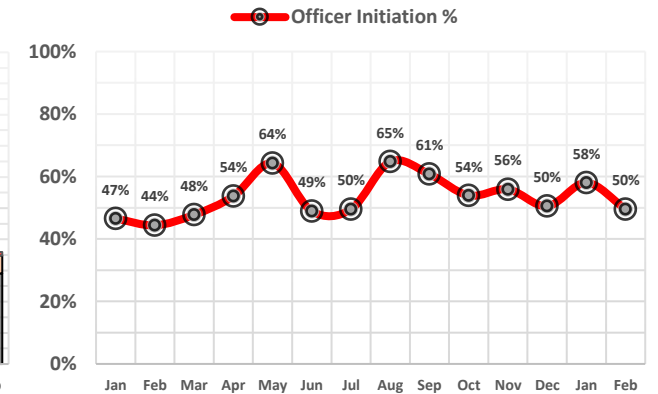
## RESPONSE TIME (P1) AVG



## SF PRIORITY 1 - 3 CALLS



## SF OFFICER-INITIATED INCIDENTS



**Preface:** The data is retrieved from the BART Police Database and remains unaudited until corrections. Numbers may differ from the reported data in the Uniform Crime Reporting (UCR) program.

Late reporting, the reclassification or unfinding of crimes, can affect crime statistics. Overtime costs are projected numbers. Information in the on the Performance Measurements are subject to change.





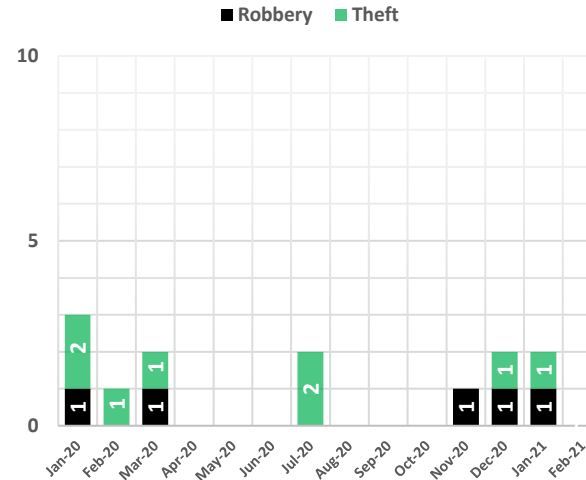
# Bay Area Rapid Transit Police Department

101 8th St, Oakland, CA, 94607 (510) 464-7000 [www.bart.gov/police](http://www.bart.gov/police)

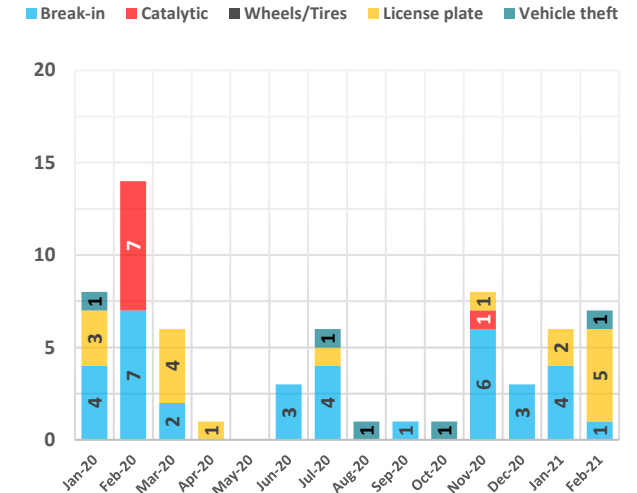
February 2021 Performance Measurement Review - San Mateo County

PART 1 UCR Crime	2017	2018	2019	2020	YTD 2019	YTD 2020	PCT %
Homicide	0	0	0	0	0	0	-%
Rape	1	0	1	1	0	0	-%
Robbery	15	8	13	6	1	2	+100%
Aggravated Assault	6	5	8	4	2	0	-100%
<b>Violent Crime Subtotal</b>	<b>22</b>	<b>13</b>	<b>22</b>	<b>11</b>	<b>3</b>	<b>2</b>	<b>-33%</b>
Burglary (Structural)	0	0	0	1	0	0	-%
Larceny & Auto Burglary	208	161	332	75	30	15	-50%
Auto Theft	18	19	13	4	1	1	0%
Arson	0	0	0	1	1	0	-100%
<b>Property Crime Subtotal</b>	<b>226</b>	<b>180</b>	<b>345</b>	<b>81</b>	<b>32</b>	<b>16</b>	<b>-50%</b>
<b>TOTAL</b>	<b>248</b>	<b>193</b>	<b>367</b>	<b>92</b>	<b>35</b>	<b>18</b>	<b>-49%</b>

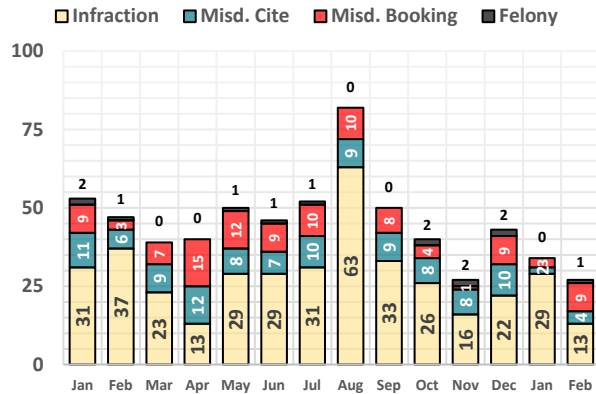
## SAN MATEO ELECTRONIC THEFT



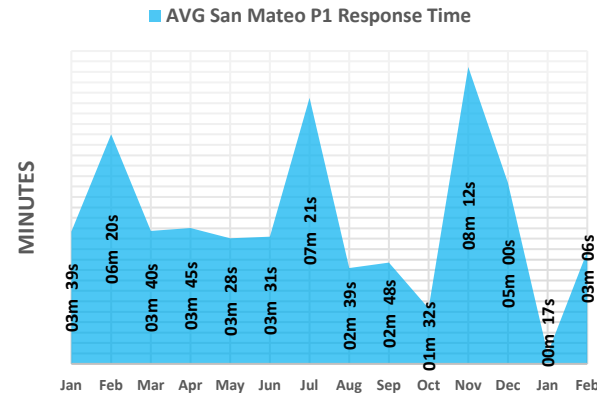
## SAN MATEO VEHICLE CRIME



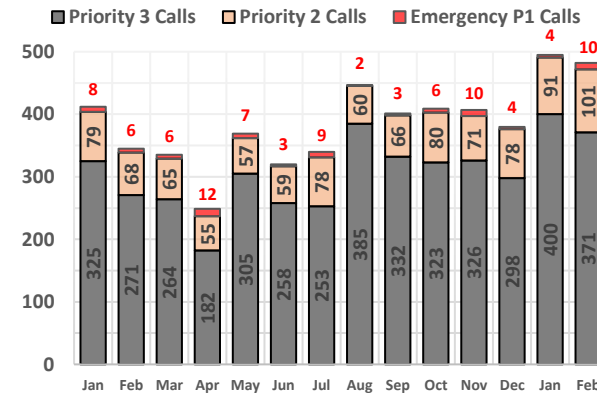
## SMC ARRESTS & CITATIONS



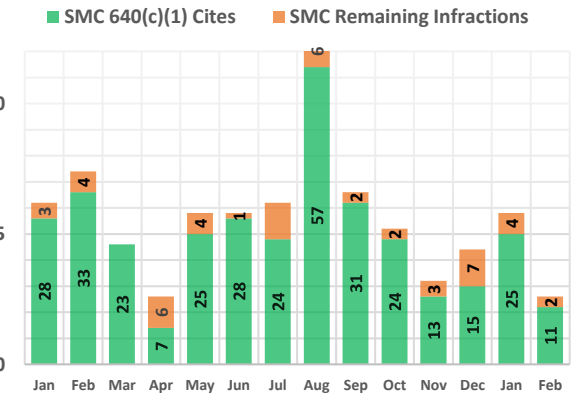
## RESPONSE TIME (P1) AVG



## SMC PRIORITY 1 - 3 CALLS



## SMC FARE EVASION



**Preface:** The data is retrieved from the BART Police Database and remains unaudited until corrections. Numbers may differ from the reported data in the Uniform Crime Reporting (UCR) program.

Late reporting, the reclassification or unbounding of crimes, can affect crime statistics. Overtime costs are projected numbers. Information in the on the Performance Measurements are subject to change.



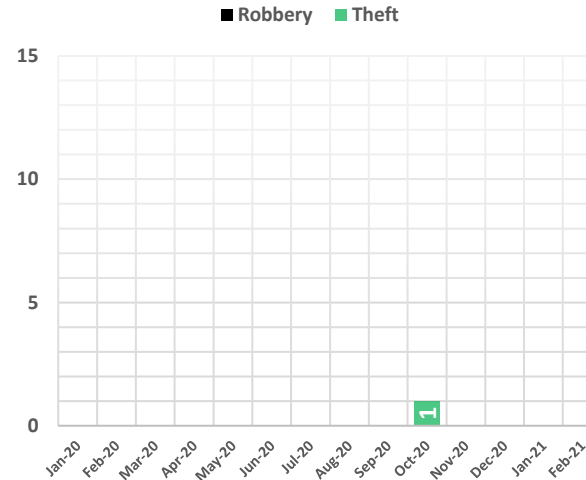
# Bay Area Rapid Transit Police Department

101 8th St, Oakland, CA, 94607 (510) 464-7000 [www.bart.gov/police](http://www.bart.gov/police)

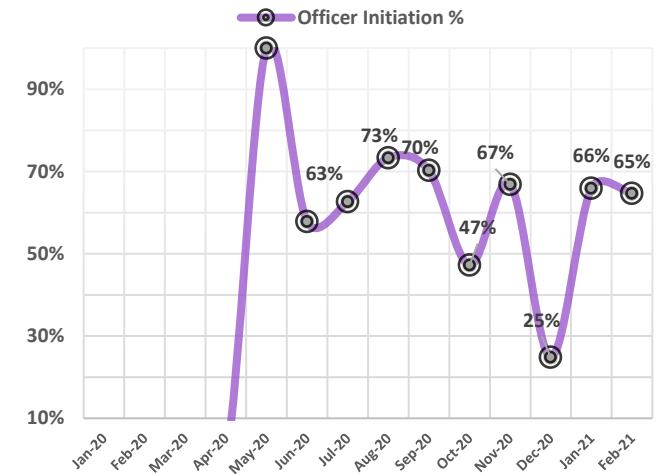
February 2021 Performance Measurement Review - Santa Clara County

PART 1 UCR Crime	2017	2018	2019	2020	YTD 2020	YTD 2021	PCT %
Homicide	-	-	-	-	0	0	-%
Rape	-	-	-	-	0	0	-%
Robbery	-	-	-	-	0	0	-%
Aggravated Assault	-	-	-	1	0	0	-%
<b>Violent Crime Subtotal</b>	<b>0</b>	<b>0</b>	<b>0</b>	<b>1</b>	<b>0</b>	<b>0</b>	<b>-%</b>
Burglary (Structural)	-	-	-	-	0	0	-%
Larceny & Auto Burglary	-	-	-	1	0	0	-%
Auto Theft	-	-	-	-	0	0	-%
Arson	-	-	-	-	0	0	-%
<b>Property Crime Subtotal</b>	<b>0</b>	<b>0</b>	<b>0</b>	<b>1</b>	<b>0</b>	<b>0</b>	<b>-%</b>
<b>TOTAL</b>	<b>0</b>	<b>0</b>	<b>0</b>	<b>2</b>	<b>0</b>	<b>0</b>	<b>-%</b>

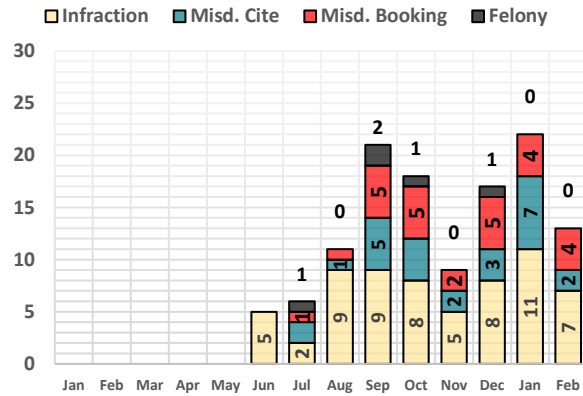
## SANTA CLARA ELECTRONIC THEFT



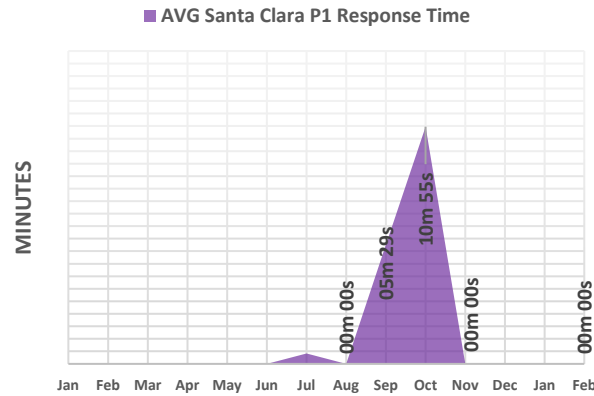
## SCC OFFICER-INITIATED INCIDENTS



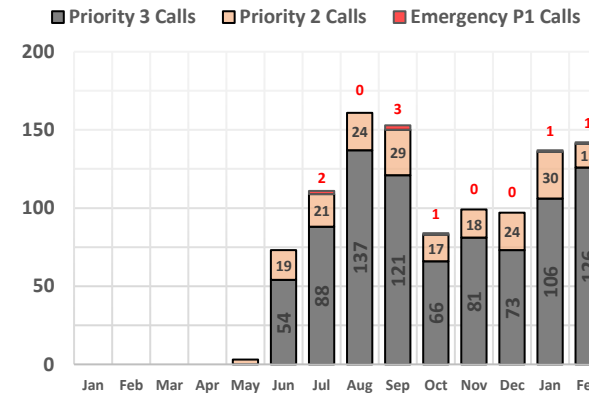
## SCC ARRESTS & CITATIONS



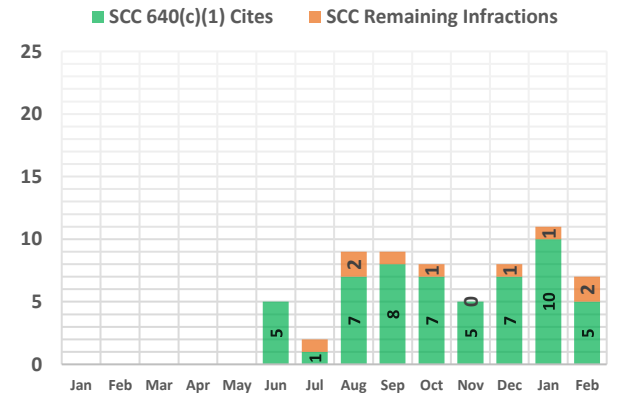
## RESPONSE TIME (P1) AVG



## SCC PRIORITY 1 - 3 CALLS



## SCC FARE EVASION



**Preface:** The data is retrieved from the BART Police Database and remains unaudited until corrections. Numbers may differ from the reported data in the Uniform Crime Reporting (UCR) program.

Late reporting, the reclassification or unbounding of crimes, can affect crime statistics. Overtime costs are projected numbers. Information in the on the Performance Measurements are subject to change.

**BART Police Department - Office of Internal Affairs**  
**Investigation Log**

IA#:	DATE OCC'D	DATE REC'D	ALLEGATION	MISC	INVESTIGATOR	STATUS	5 Month Date	Due Date
IA2018-001	1/3/2018	1/3/2018	Force (OIS)		Lt. Salas	Tolled	6/4/2018	
IA2018-043	6/6/2018	6/6/2018	Force		Sgt. Spears	Pending Approval	11/5/2018	
IA2018-060	7/22/2018	7/23/2018	Service Review		Lt. Salas	Tolled	12/23/2018	
IA2020-017	2/15/2020	2/15/2020	Force		Sgt. Spears	Tolled	7/16/2020	2/15/2021
IA2020-028	3/12/2020	3/12/2020	Force		Sgt. Mavrakis	In Progress	8/11/2020	3/12/2021
IA2020-035	4/26/2020	4/26/2020	BBP,CUBO, Axon	Formal/Admin Investigation	Lt. Salas	In Progress	9/25/2020	4/26/2021
IA2020-036	Unk	4/30/2020	Arrest/Detention, POD, Axon	OIPA Intake #20-17	Lt. Salas	In Progress	9/29/2020	4/30/2021
IA2020-037	Unk	4/30/2020	POD	OIPA Intake #20-18	Sgt. Mavrakis	In Progress	10/3/2020	4/30/2021
IA2020-039	5/14/2019	5/14/2020	POD		Sgt. Mavrakis	In Progress	10/12/2020	5/14/2021
IA2020-042	6/2/2020	6/3/2020	CUBO, Force, BBP		Sgt. Mavrakis	In Progress	11/2/2020	6/3/2021
IA2020-044	6/4/2020	6/5/2020	CUBO, Courtesy, Policy/Procedure	Deferred to OIPA #20-19	OIPA	In Progress	11/4/2020	6/5/2021
IA2020-046	6/8/2020	6/8/2020	BBP, CUBO		Sgt. Mavrakis	In Progress	11/7/2020	6/8/2021
IA2020-047	6/11/2020	6/12/2020	CUBO	Clear by Video	Sgt. Mavrakis	In Progress	11/11/2020	6/12/2021

IA2020-048	7/23/2020	7/23/2020	Force		Sgt. Mavrakis	In Progress	12/22/2020	7/23/2021
IA2020-050	7/7/2020	8/17/2020	Arrest/Detention, Force		Sgt. Spears	In Progress	1/16/2021	8/17/2021
IA2020-051	8/18/2020	8/21/2020	BBP		Sgt. Spears	Pending Approval	1/20/2021	8/21/2021
IA2020-056	8/29/2020	8/31/2020	CUBO	Possible Clear by Video	Sgt. Mavrakis	In Progress	1/30/2021	8/31/2021
IA2020-057	8/12/2020	8/27/2020	CUBO	Deferred to OIPA #20-22	OIPA	In Progress	1/26/2021	8/27/2021
IA2020-058	9/2/2020	9/3/2020	Force, CUBO	Deferred to OIPA #20-23	OIPA	In Progress	2/2/2021	9/3/2021
IA2020-059	9/4/2020	9/4/2020	POD, Policy/Procedure		Sgt. Spears	In Progress	2/3/2021	9/4/2021
IA2020-060	9/9/2020	9/11/2020	POD, CUBO, Force, Policy/Procedure		Lt. Salas	In Progress	2/10/2021	9/11/2021
IA2020-061	9/9/2020	9/17/2020	CUBO, Courtesy, Axon		Lt. Salas	In Progress	2/16/2021	9/17/2021
IA2020-062	5/21/2020	9/17/2020	Bias Based Policing, CUBO		Sgt. Spears	In Progress	2/21/2021	9/17/2021
IA2020-063	9/18/2020	9/18/2020	Arrest/Detention - Handcuffing, CUBO, Search/Seizure, Axon		Sgt. Spears	In Progress	2/22/2021	9/18/2021
IA2020-065	9/14/2020	9/14/2020	Force, CUBO, POD		Lt. Salas	In Progress	2/13/2021	9/14/2021

IA2020-066	9/17/2020	9/18/2020	Force, CUBO, Bias, POD, Axon		Sgt. Spears	In Progress	2/17/2021	9/18/2021
IA2020-069		10/14/2020	POD	Deferred to OIPA #20-26	OIPA	OIPA Investigation	3/15/2021	10/14/2021
IA2020-070	10/20/2020	10/21/2020	Force, Arrest/Detention, Search/Seizure	OIPA Intake #20-28	Lt. Salas	In Progress	3/22/2021	10/21/2021
IA2020-071	10/15/2020	10/16/2020	Courtesy, POD	Possible Clear by Video	Sgt. Spears	In Progress	3/17/2021	10/16/2021
IA2020-075	10/23/2020	10/23/2020	BBP, Courtesy	Possible Admin Closure	Sgt. Spears	In Progress	3/24/2021	10/23/2021
IA2020-076	10/27/2020	10/29/2020	Arrest/Detention, CUBO, POD, Axon		Sgt. Spears	In Progress	4/3/2021	10/29/2021
IA2020-077	10/16/2020	11/9/2020	Force, Arrest/Detention, CUBO	Deferred to OIPA #20-29	OIPA	In Progress	3/16/2021	11/9/2021
IA2020-078	11/3/2020	11/13/2020	CUBO	Possible Clear by Video	Sgt. Spears	In Progress	4/3/2021	11/13/2021
IA2020-079	11/9/2020	11/9/2020	POD	Possible Admin Closure	Sgt. Spears	In Progress	4/9/2021	11/9/2021
IA2020-080	9/14/2020	10/26/2020	Arrest/Detention, BBP		Sgt. Spears	In Progress	2/14/2021	10/26/2021
IA2020-081	11/18/2020	11/18/2020	Policy/Procedure		Lt. Salas	In Progress	4/19/2021	11/17/2021

IA2020-082	11/17/2020	11/17/2020	BBP, CUBO		Sgt. Mavrakis	In Progress	4/19/2021	11/17/2021
IA2020-083	11/19/2020	11/19/2020	Force, Axon		Sgt. Spears	In Progress	4/20/2021	11/19/2021
IA2020-085	11/27/2020	11/30/2020	CUBO, Axon	Inquiry	Lt. Salas	In Progress	5/1/2021	11/30/2021
IA2020-086		11/25/2020	POD, Axon		Lt. Salas	In Progress	4/26/2021	11/25/2021
IA2020-087			Awaiting Information	Inquiry	Lt. Salas			12/31/1900
IA2020-089	12/15/2020	12/15/2020	Force		Sgt. Spears	In Progress	5/16/2021	12/15/2021
IA2020-090	12/11/2020	12/13/2020	CUBO	S.R.	Sgt. Mavrakis	In Progress	1/12/2021	12/13/2021
IA2020-091	11/29/2020	11/29/2020	Force		Sgt. Mavrakis	In Progress	4/30/2021	11/29/2021
IA2020-092	11/24/2020	11/30/2020	Arrest/Detention	Inquiry	Sgt. Mavrakis	In Progress	12/30/2020	11/30/2021
IA2020-093	12/3/2020	12/18/2020	CUBO	OIPA Intake #20-32, S.R.	Sgt. Mavrakis	In Progress	1/17/2021	12/18/2021
IA2020-095	12/24/2020	12/29/2020	CUBO, POD		Sgt. Mavrakis	In Progress	5/30/2021	12/29/2021
IA2020-096	12/29/2020	12/29/2020	Force		Sgt. Mavrakis	In Progress	5/30/2021	12/29/2021
IA2021-001	1/2/2021	1/2/2021	Arrest/Detention		Sgt. Mavrakis	In Progress	6/30/2021	1/2/2022
IA2021-002	1/2/2021	1/4/2021	BBP, CUBO		Sgt. Mavrakis	In Progress	6/5/2021	1/4/2022
IA2021-003	9/11/2019	1/7/2019	Force		Sgt. Mavrakis	In Progress	6/8/2021	1/7/2020
IA2021-004	1/5/2021	1/5/2021	Force		Sgt. Spears	In Progress	6/6/2021	1/5/2022

IA2021-005	1/20/2021	1/22/2021	POD		Sgt. Mavrakis	In Progress	6/6/2021	1/22/2022
IA2021-006	1/20/2021	1/20/2019	Force		Sgt. Mavrakis	In Progress	6/21/2021	1/20/2020
IA2021-007	1/26/2021	1/26/2021	Unk	OIPA Intake #21-02	Sgt. Spears	In Progress	6/27/2021	1/26/2022
IA2021-008	1/8/2021	1/11/2021	Unk	Admin Closure	Lt. Salas	In Progress	6/12/2021	1/11/2022
IA2021-009	1/13/2021	2/4/2021	Force, CUBO		Sgt. Spears	In Progress	7/6/2021	2/4/2022
IA2021-010	2/14/2021	2/16/2021	Force		Sgt. Spears	To Patrol	7/16/2021	2/16/2022
IA2021-011	2/14/2021	2/14/2021	POD	Admin Closure	Sgt. Mavrakis	In Progress	7/16/2021	2/14/2022
IA2021-012	2/17/2021	2/17/2021	Force, CUBO		Sgt. Spears	In Progress	7/19/2021	2/17/2022
IA2021-013	2/16/2021	2/16/2021	Force		Sgt. Mavrakis	In Progress	7/18/2021	2/16/2022
IA2021-014	2/25/2021	3/1/2021	Force		Sgt. Spears	In Progress	7/31/2021	3/1/2022
IA2021-015	3/1/2021	3/1/2021	BBP		Sgt. Spears	In Progress	8/1/2021	3/1/2022
IA2021-016	3/3/2021	3/3/2021	POD		Sgt. Mavrakis	In Progress	4/2/2021	3/3/2022

# BART Watch - 2021

	Jan	Feb	Mar	Apr	May	Jun	Jul	Aug	Sep	Oct	Nov	Dec	YTD
Crime in Progress	7	14											21
Disruptive Behavior	163	183											346
Drug Use	61	62											123
Human Trafficking	0	1											1
Illegally Parked Vehicle	1	1											2
Aggressive Panhandling	4	9											13
Report a Crime Tip	5	9											14
Robbery/Theft	4	4											8
Sexual Assault/Lewd Behavior	5	2											7
Suspicious Activity	26	30											56
Unattended Bag or Package	4	4											8
Unsecure Door	2	2											4
Vandalism	9	12											21
Welfare Check	28	35											63
<b>Total</b>	<b>319</b>	<b>368</b>	<b>0</b>	<b>0</b>	<b>0</b>	<b>0</b>	<b>0</b>	<b>0</b>	<b>0</b>	<b>0</b>	<b>0</b>	<b>0</b>	<b>687</b>
Text-a-Tip	1031	913											1,944

Total Downloads:

**91,494**